

Accessing PWCS Programs At Home

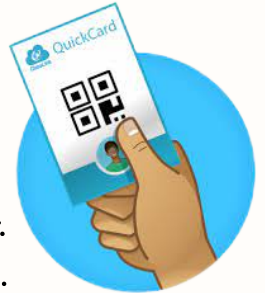
Classlink is a user-friendly tool that provides easy access to all the digital resources your child needs for school. Think of it as a one-stop shop where students can log in once and access all their educational apps and websites without needing multiple passwords.

CLASSLINK USERNAME:

PASSWORD:

Logging in Using a QuickCard.

For students in grades K-2 and other designated students, a QuickCard with a QR code is available to use when logging in to the PWCS Portal. Students should have received a QuickCard from their classroom teacher. The computer or wireless device must have a camera to use this feature.



Student login instructions when using a computer

1. Open a web browser and visit

<https://launchpad.classlink.com/pwcs>

(there is also a link on the TRES website homepage)

2. Log in

- Enter the student's PWCS username (do not include @pwcs-edu.org)
- Enter the student's PWCS password
- Click Sign In

3. You're in! Students can access apps in the PWCS Portal.




WELCOME TO


PWCS PORTAL!

Sign in to PWCS Portal

Sign In



Or sign in using:



Student login instructions when using a mobile device (phone, tablet, iPad)

1. Download the ClassLink LaunchPad app

- Download from the Apple App Store
- Download from Google Play.



2. Install and open the app

3. When logging in for the first time, select Find your login page and type in Prince William County Public Schools.

- Select Prince William County Public Schools (Global- Prince William County Public SD)

4. Log in

- Enter the student's PWCS username (do not include @pwcs-edu.org)
- Enter the student's PWCS password
- Click Sign In

5. You're in! Students can access apps in the PWCS Portal.



Some programs will still require you to download the app to your mobile device even though students will need to login using the PWCS portal to log in.



Lexia Core5




Lexia English



Canvas Student



Magma Math




Having Trouble?

For additional assistance with signing in, contact the PWCS Help Desk for more support.

703-791-8826

The helpdesk is CLOSED on CODE RED



Having Trouble?


For additional assistance with signing in, contact
the PWCS Help Desk for more support.

703-791-8826

The helpdesk is CLOSED on CODE RED

Student-Friendly Guide: Fixing Canvas, Savvas, and Safari

If something won't load on your iPad, follow these easy steps to fix it! 😊

-  Fix Canvas
- Open the Settings app.
- Scroll to the bottom and tap Apps.
- Use the search bar to type "Canvas."
- Tap Canvas.
- Turn ON "Open External Tools in Safari." (It should be green!)

Fix Safari

- Open the Settings app.
- Type "Safari" in the search bar and tap it.
- Scroll and turn OFF Block Pop-Ups.
- Turn OFF Prevent Cross-Site Tracking.
- Scroll to the bottom and tap Advanced.
- Tap Website Data.
- Tap Remove All Website Data

✓ All Done!

- Try your assignment again. If it still doesn't work, restart your iPad and try once more!